



# FAUX MINK X-WRAP™ LASH TRAYS




Round Eyelash Extension



Natural Eyelash

Faux Mink X-Wrap™ Eyelash Extension



Natural Eyelash

## APPLICATION

### *product positioning*

The ultimate breakthrough in flat lashes! Achieve a voluminous, lash doubling look with Faux Mink X-Wrap™ eyelash extensions. These unique lashes make a dramatic statement from their full, dark base to their precise, tapered tips. The Faux Mink X-Wrap lash's superior interlocking "X" shape guides the extension to wrap around the natural lash, locking it into place. This unique "X" shape also allows for strong lash attachment from any direction (top, bottom, or either side), giving more application flexibility than other flat lash shapes. The flat, wide base fills and corrects the appearance of gaps between natural eyelashes, giving an eyeliner effect along the lash line. Faux Mink X-Wrap lashes have a rich matte finish that mimics the sheen of natural lashes for a seamless integration.

The superior interlocking "X" shape of the Faux Mink X-Wrap™ lash wraps and locks onto the natural lash resulting in tighter bonds, superior attachment, and longer-lasting lashes.

### *features & benefits*

#### **THE PERFECT FIT IS FINALLY HERE.**

- Interlocking "X" shape secures extension to the natural lash
- Self-aligning attachment
- Flat and large surface area for more secure attachment
- Increased longevity
- Resistance to twisting and tangling
- 53% lighter weight vs. round lash extensions
- Improved curl retention
- Use alone or combine with other lash types
- Utilize both Single-Layer and/or Volumation™ application techniques (Stacking only)

## BRING ON THE DRAMA! BOLD, LOOK-AT-ME LASHES.

- Lash-doubling effect with Single-Layer applications
- Flat base conceals lash line gaps
- Rich color with a natural matte finish
- Base-to-tip voluminous look

### *directions*

Apply using the following techniques:

#### **Application Techniques:**

- Single-Layer
- Volumation™ (Multi-Layer)
- Stacking

#### **Attachment Techniques:**

- Place & Release
- Slide & Lock

#### **Placement Techniques:**

- Top
- Side
- Bottom
- Wrap

### *storage & handling*

Store in a cool, dry place between 68°F - 77°F (20°C - 25°C). Avoid direct sunlight, humidity, and heat.

### *warnings*

Keep out of reach of children. For external use only.

### *insider tip*

Use Faux Mink X-Wrap™ eyelash extensions exclusively to create a high-impact look for clients who desire a very dramatic result. By incorporating both Faux Mink and Faux Mink Bold™ eyelash extensions throughout the X-Wrap design, you can add subtle softness for clients who prefer a more natural look. Faux Mink X-Wrap eyelash extensions help conceal gaps in a sparse lash line and provide a bold, voluminous lash look without compromising the health of your client's natural eyelashes.

For a finished look and increased longevity, incorporate 0.07 mm and 0.05 mm Faux Mink Bold™ eyelash extensions on the inner and outer corner eyelashes that are thinner and more delicate.

The Volumation™ Stacking application technique can also be used with Faux Mink X-Wrap eyelash extensions to achieve 3-dimensional volume. The Volumation Multi-Lash Pickup application technique may be incorporated into the same lash application using our Faux Mink Bold eyelash extensions. However, we do not recommend creating fans with the Faux Mink X-Wrap eyelash extension due to its flat shape. Always conduct a full client consultation and reference the Lash Calculator™ tool to ensure a safe, long-lasting, beautiful application for your client.